






# HSCP - Priority Performance Indicators

Code	PI Title	Frequency	23/24 Baseline			25/26 target	Rationale for Inclusion	Link to LOIP priority
			2023/24			2025/26		
			Value	Target	Status	Target		
HSCP-01-BIP-3	% of child care Integrated Comprehensive Assessments (ICA) for Scottish Children's Reporter Administration (SCRA) completed within target timescales (20 days), as per national target	Quarterly	92%	75%		75%	This indicator aims to measure performance in ensuring the completion of Integrated Care Assessment reports within target time. There is a national target set by SCRA for the submission of reports.	Our children and young people are safe, healthy and ready to learn.
HSCP-02-BIP-3	Percentage of Initial Child Protection Planning Meetings taking place within Child Protection National Guidance target timescales	Quarterly	100%	95%		95%	This indicator aims to measure performance in ensuring that the 1st Child Protection Review following registration takes place within 3 months. This links to the Child Protection National Guidance on timescales.	Our children and young people are safe, healthy and ready to learn.
HSCP-04-BIP-3	% of first Looked After & Accommodated reviews taking place within 4 weeks of the child being accommodated	Quarterly	81%	100%		100%	This indicator aims to measure performance in ensuring that the 1st LAAC Review takes place within 4 weeks of the child being accommodated, as stated in the Immediate Care Planning Procedures for Children and Young People.	Our children and young people are safe, healthy and ready to learn.
HSCP-05-BIP-6	% of Adult Protection cases where the required timescales have been met	Quarterly	90.3%	92%		92%	Measures the speed with which sequential adult support and protection actions are taken against timescales laid out in local social work procedures.	Our older population and more vulnerable citizens are supported to maintain their independence and enjoy a high quality of life, and they, their families and carers benefit from effective care and support services
HSCP-06-BIP-6	% of customers (65+) meeting the target of 6 weeks from completion of community care assessment to service delivery	Monthly	98.7%	95%		95%	Measures timeousness of assessment processes in line Assessment and Care Management Policy	Our older population and more vulnerable citizens are supported to maintain their independence and enjoy a high quality of life, and they, their families and

			23/24 Baseline			25/26 target		
Code	PI Title	Frequency	2023/24			2025/26	Rationale for Inclusion	Link to LOIP priority
			Value	Target	Status	Target		
								carers benefit from effective care and support services
HSCP-07-BIP-6	% of CJSW Reports submitted to court by due date	Monthly	99%	95%	✓	95%	This indicator measures the speed of response by Criminal Justice Social Work in submitting court reports within target timescales. This indicator links to the requirements within the National Outcomes and Standards for Social Work Services in the Criminal Justice System.	East Dunbartonshire is a safe place in which to live, work and visit.
HSCP-08-BIP-6	The % of individuals beginning a work placement within 7 working days of receiving a Community Payback Order	Quarterly	100%	80%	✓	80%	This indicator measures the speed of response by Criminal Justice Social Work in establishing the commencement of a Community Payback Order after the disposal has been made by the Court. This indicator links to the requirements within the National Outcomes and Standards for Social Work Services in the Criminal Justice System.	East Dunbartonshire is a safe place in which to live, work and visit.
HSCP-09-BIP-6	Percentage of people 65+ indicating satisfaction with their social interaction opportunities	Quarterly	97%	95%	✓	95%	Collated from sample of 50 case reviews analysed each quarter	Our older population and more vulnerable citizens are supported to maintain their independence and enjoy a high quality of life, and they, their families and carers benefit from effective care and support services
HSCP-94-LPI-3	% of Initial Child Protection Planning Meetings taking place within Child Protection National Guidance target timescales	Monthly	100%	90%	✓	90%	This indicator aims to measure performance in ensuring that all initial Child Protection Case Conferences take place within 21 days from the date of the referral. This links to the Child Protection National Guidance on timescales.	Our children and young people are safe, healthy and ready to learn.
HSCP-96-LPI-3	% of Social Work Reports Submitted to Child Protection Planning Meetings	Quarterly	100%	100%	✓	100%	Measures adherence to child protection intervention timescales	Our children and young people are safe, healthy and ready to learn.
HSCP-BIP-10	Percentage of adults in receipt of services who have had their personal outcomes fully or partially met	Quarterly	99%	90%	✓	90%	Measures achievement of outcome-focused support activity	Our older population and more vulnerable citizens are supported to maintain their independence